








SUNY Potsdam
Summer 2021 Course Surveys - Sessions ending Aug 6

Course: 76460_EVAL_DANC398.020_dufaulc_SUMMER21: Course Evaluation - MEDIA DANCE WORKS PROJECT - DuFault - Summer 2021
Instructor: Cynthia DuFault *
Response Rate: 1/1 (100.00 %)

1 - Reason for taking the course (complete all that apply):				
Response Option	Weight	Frequency	Percent	Percent Responses
Major-required	(6)	0	0.00%	
Major-elective	(5)	0	0.00%	
Minor-required	(4)	0	0.00%	
Minor-elective	(3)	1	100.00%	
General Education Requirement	(2)	0	0.00%	
Free Elective	(1)	1	100.00%	
Response Rate		1/1 (100%)		

2 - Class Year:					Means																							
Response Option	Weight	Frequency	Percent	Percent Responses																								
Freshman	(6)	0	0.00%																									
Sophomore	(5)	0	0.00%																									
Junior	(4)	0	0.00%																									
Senior	(3)	1	100.00%																									
Graduate	(2)	0	0.00%																									
Other	(1)	0	0.00%																									
<table border="1"> <tr> <td>0</td> <td>25</td> <td>50</td> <td>100</td> <td>Question</td> <td></td> <td></td> <td></td> </tr> <tr> <td colspan="4">Response Rate</td> <td>Mean</td> <td>STD</td> <td colspan="2">Median</td> </tr> <tr> <td colspan="4">1/1 (100.00%)</td> <td>3.00</td> <td>0.00</td> <td colspan="2">3.00</td> </tr> </table>					0	25	50	100	Question				Response Rate				Mean	STD	Median		1/1 (100.00%)				3.00	0.00	3.00	
0	25	50	100	Question																								
Response Rate				Mean	STD	Median																						
1/1 (100.00%)				3.00	0.00	3.00																						

3 - Expected grade:					Means																							
Response Option	Weight	Frequency	Percent	Percent Responses																								
4.0	(13)	0	0.00%																									
3.7	(12)	1	100.00%																									
3.3	(11)	0	0.00%																									
3.0	(10)	0	0.00%																									
2.7	(9)	0	0.00%																									
2.3	(8)	0	0.00%																									
2.0	(7)	0	0.00%																									
1.7	(6)	0	0.00%																									
1.3	(5)	0	0.00%																									
1.0	(4)	0	0.00%																									
0.0	(3)	0	0.00%																									
S	(2)	0	0.00%																									
U	(1)	0	0.00%																									
<table border="1"> <tr> <td>0</td> <td>25</td> <td>50</td> <td>100</td> <td>Question</td> <td></td> <td></td> <td></td> </tr> <tr> <td colspan="4">Response Rate</td> <td>Mean</td> <td>STD</td> <td colspan="2">Median</td> </tr> <tr> <td colspan="4">1/1 (100.00%)</td> <td>12.00</td> <td>0.00</td> <td colspan="2">12.00</td> </tr> </table>					0	25	50	100	Question				Response Rate				Mean	STD	Median		1/1 (100.00%)				12.00	0.00	12.00	
0	25	50	100	Question																								
Response Rate				Mean	STD	Median																						
1/1 (100.00%)				12.00	0.00	12.00																						

4 - I attended class:					Means																							
Response Option	Weight	Frequency	Percent	Percent Responses																								
Always	(5)	1	100.00%																									
Frequently	(4)	0	0.00%																									
Moderately	(3)	0	0.00%																									
Occasionally	(2)	0	0.00%																									
Rarely	(1)	0	0.00%																									
<table border="1"> <tr> <td>0</td> <td>25</td> <td>50</td> <td>100</td> <td>Question</td> <td></td> <td></td> <td></td> </tr> <tr> <td colspan="4">Response Rate</td> <td>Mean</td> <td>STD</td> <td colspan="2">Median</td> </tr> <tr> <td colspan="4">1/1 (100.00%)</td> <td>5.00</td> <td>0.00</td> <td colspan="2">5.00</td> </tr> </table>					0	25	50	100	Question				Response Rate				Mean	STD	Median		1/1 (100.00%)				5.00	0.00	5.00	
0	25	50	100	Question																								
Response Rate				Mean	STD	Median																						
1/1 (100.00%)				5.00	0.00	5.00																						

Course: 76460_EVAL_DANC398.020_dufaulc_SUMMER21: Course Evaluation - MEDIA DANCE WORKS PROJECT - DuFault - Summer 2021

Instructor: Cynthia DuFault *

Response Rate: 1/1 (100.00 %)

5 - How many hours outside of class did you devote to this course on average per week?											
Response Option	Weight	Frequency	Percent	Percent Responses	Means						
9+	(5)	1	100.00%		5.00						
6-8	(4)	0	0.00%								
4-5	(3)	0	0.00%								
2-3	(2)	0	0.00%								
0-1	(1)	0	0.00%								
				0	25	50	100	Question			
Response Rate				Mean		STD		Median			
1/1 (100.00%)				5.00		0.00		5.00			

6 - Rate the level of your participation in this course.											
Response Option	Weight	Frequency	Percent	Percent Responses	Means						
Very active	(5)	1	100.00%		5.00						
Active	(4)	0	0.00%								
Moderate	(3)	0	0.00%								
Minimal	(2)	0	0.00%								
Not active	(1)	0	0.00%								
				0	25	50	100	Question			
Response Rate				Mean		STD		Median			
1/1 (100.00%)				5.00		0.00		5.00			

7 - What overall rating would you give yourself as a student in this course?											
Response Option	Weight	Frequency	Percent	Percent Responses	Means						
Excellent	(5)	0	0.00%		4.00						
Good	(4)	1	100.00%								
Adequate	(3)	0	0.00%								
Poor	(2)	0	0.00%								
Very Poor	(1)	0	0.00%								
				0	25	50	100	Question			
Response Rate				Mean		STD		Median			
1/1 (100.00%)				4.00		0.00		4.00			

8 - Cynthia DuFault demonstrates competence in the subject area. -											
Response Option	Weight	Frequency	Percent	Percent Responses	Means						
Strongly Agree	(5)	1	100.00%		5.00						
Agree	(4)	0	0.00%								
Neutral	(3)	0	0.00%								
Disagree	(2)	0	0.00%								
Strongly Disagree	(1)	0	0.00%								
Does not apply	(0)	0	0.00%								
				0	25	50	100	Question			
Response Rate				Mean		STD		Median			
1/1 (100.00%)				5.00		0.00		5.00			

Course: 76460_EVAL_DANC398.020_dufaulc_SUMMER21: Course Evaluation - MEDIA DANCE WORKS PROJECT - DuFault - Summer 2021

Instructor: Cynthia DuFault *

Response Rate: 1/1 (100.00 %)

9 - Cynthia DuFault's teaching is effective. -					
Response Option	Weight	Frequency	Percent	Percent Responses	Means
Strongly Agree	(5)	0	0.00%		4.00
Agree	(4)	1	100.00%		
Neutral	(3)	0	0.00%		
Disagree	(2)	0	0.00%		
Strongly Disagree	(1)	0	0.00%		
Does not apply	(0)	0	0.00%		
				0 25 50 100	Question
Response Rate			Mean	STD	Median
1/1 (100.00%)			4.00	0.00	4.00

10 - Cynthia DuFault is concerned with students' progress in the course. -					
Response Option	Weight	Frequency	Percent	Percent Responses	Means
Strongly Agree	(5)	1	100.00%		5.00
Agree	(4)	0	0.00%		
Neutral	(3)	0	0.00%		
Disagree	(2)	0	0.00%		
Strongly Disagree	(1)	0	0.00%		
Does not apply	(0)	0	0.00%		
				0 25 50 100	Question
Response Rate			Mean	STD	Median
1/1 (100.00%)			5.00	0.00	5.00

11 - Cynthia DuFault is available to students outside of class -					
Response Option	Weight	Frequency	Percent	Percent Responses	Means
Strongly Agree	(5)	0	0.00%		4.00
Agree	(4)	1	100.00%		
Neutral	(3)	0	0.00%		
Disagree	(2)	0	0.00%		
Strongly Disagree	(1)	0	0.00%		
Does not apply	(0)	0	0.00%		
				0 25 50 100	Question
Response Rate			Mean	STD	Median
1/1 (100.00%)			4.00	0.00	4.00

12 - Examinations relate well to the stated course objectives.					
Response Option	Weight	Frequency	Percent	Percent Responses	Means
Strongly Agree	(5)	0	0.00%		0.00
Agree	(4)	0	0.00%		
Neutral	(3)	0	0.00%		
Disagree	(2)	0	0.00%		
Strongly Disagree	(1)	0	0.00%		
Does not apply	(0)	1	100.00%		
				0 25 50 100	Question
Response Rate			Mean	STD	Median
1/1 (100.00%)			0.00	0.00	0.00

Course: 76460_EVAL_DANC398.020_dufaulc_SUMMER21: Course Evaluation - MEDIA DANCE WORKS PROJECT - DuFault - Summer 2021

Instructor: Cynthia DuFault *

Response Rate: 1/1 (100.00 %)

13 - The work required in this course relates well to the stated course objectives.									
Response Option	Weight	Frequency	Percent	Percent Responses	Means				
Strongly Agree	(5)	1	100.00%		5.00				
Agree	(4)	0	0.00%						
Neutral	(3)	0	0.00%						
Disagree	(2)	0	0.00%						
Strongly Disagree	(1)	0	0.00%						
Does not apply	(0)	0	0.00%						
				0	25	50	100	Question	
Response Rate				Mean		STD		Median	
1/1 (100.00%)				5.00		0.00		5.00	

14 - Cynthia DuFault evaluates student performance fairly. -									
Response Option	Weight	Frequency	Percent	Percent Responses	Means				
Strongly Agree	(5)	1	100.00%		5.00				
Agree	(4)	0	0.00%						
Neutral	(3)	0	0.00%						
Disagree	(2)	0	0.00%						
Strongly Disagree	(1)	0	0.00%						
Does not apply	(0)	0	0.00%						
				0	25	50	100	Question	
Response Rate				Mean		STD		Median	
1/1 (100.00%)				5.00		0.00		5.00	

15 - I learned a great deal in this course.									
Response Option	Weight	Frequency	Percent	Percent Responses	Means				
Strongly Agree	(5)	1	100.00%		5.00				
Agree	(4)	0	0.00%						
Neutral	(3)	0	0.00%						
Disagree	(2)	0	0.00%						
Strongly Disagree	(1)	0	0.00%						
Does not apply	(0)	0	0.00%						
				0	25	50	100	Question	
Response Rate				Mean		STD		Median	
1/1 (100.00%)				5.00		0.00		5.00	

16 - Overall rating of Cynthia DuFault: -									
Response Option	Weight	Frequency	Percent	Percent Responses	Means				
Excellent	(5)	1	100.00%		5.00				
Good	(4)	0	0.00%						
Adequate	(3)	0	0.00%						
Poor	(2)	0	0.00%						
Very Poor	(1)	0	0.00%						
				0	25	50	100	Question	
Response Rate				Mean		STD		Median	
1/1 (100.00%)				5.00		0.00		5.00	

17 - THE COURSE: Please comment on course content, requirement or any other aspect of the course.

Response Rate 1/1 (100%)

• This course was very fun and creative and very helpful to add to my dance portfolio and resume. I am graduating and I found this course to be a very good way to keep my creativity flowing during the summer.

Course: 76460_EVAL_DANC398.020_dufaulc_SUMMER21: Course Evaluation - MEDIA DANCE WORKS PROJECT - DuFault - Summer 2021

Instructor: Cynthia DuFault *

Response Rate: 1/1 (100.00 %)

18 - THE INSTRUCTOR: Please comment on the strengths and weaknesses of Cynthia DuFault. Would you take another course from this instructor? -	
--	--

Response Rate	1/1 (100%)
----------------------	------------

• Strengths: Cynthia is always there for me outside of class and has been helping and guiding me along every step of the way. Easy to communicate with. I can't think of any weaknesses.
--